






FRAMLESS PANEL

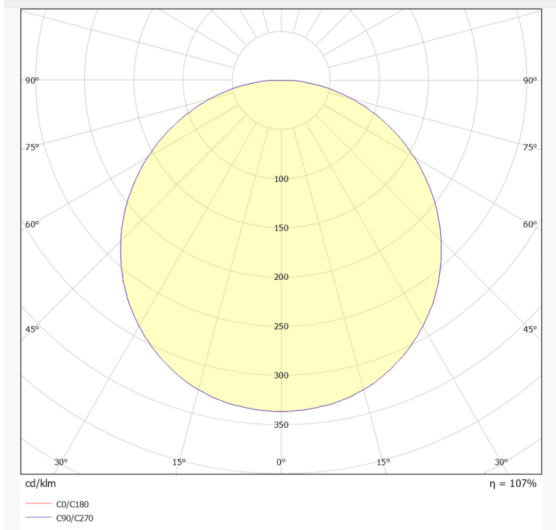


|              |  |
|--------------|--|
| Item code    | 86.R010.2303.01  |
| Product type | Indoor   |
| Category     | Recessed Fixtures  |
| Family       | FRAMLESS PANEL   |
| Pictograms   | <div><div></div><div>220<br/>240 V</div><div></div><div>CRI<br/>80</div><div></div><div>Driver<br/>INCL.</div><div>On<br/>Off</div><div></div><div>Emerg.<br/>1h</div><div>IP<br/>20</div><div>50000h<br/>L80B10</div></div> |

Dimensions

|                         |             |
|-------------------------|-------------|
| Product dimensions (mm) | 296x1196x46 |
|-------------------------|-------------|

Photometry



|                            |               |
|----------------------------|---------------|
| Product                    |               |
| Real power (W)             | 40            |
| Real luminous flux (Lm)    | 4400          |
| Luminous efficiency (Lm/W) | 110           |
| Beam angle (°)             | 110           |
| Life time (h)              | 50000h L80B10 |
| IP                         | 20            |
| U. G. R                    | 13            |
| Control gear               | DALI          |
| Colour temperature (K)     | 3000          |
| Colour consistency (SDCM)  | SDCM6         |
| CRI                        | 80            |